

Robots and Taxes

EC 350: Labor Economics

Kyle Raze

Winter 2022

Agenda

1. Factor demand
 - Hiring in the short run (review)
 - Hiring in the long run
 - Labor demand curve
2. Robot tax, featuring Bill Gates

Factor demand

Short run vs. long run

Short run

The time span over which a business can adjust some inputs (e.g., labor), but cannot adjust others (e.g., capital).

In the short run, we will assume that the level of employment **E** can vary, but capital **K** is fixed at an initial level **K₀**.

- **Example:** A shop foreman can hire or fire workers or adjust hours, but they are unable to expand the factory by adding assembly lines, heavy machinery, or a new building.

Short run vs. long run

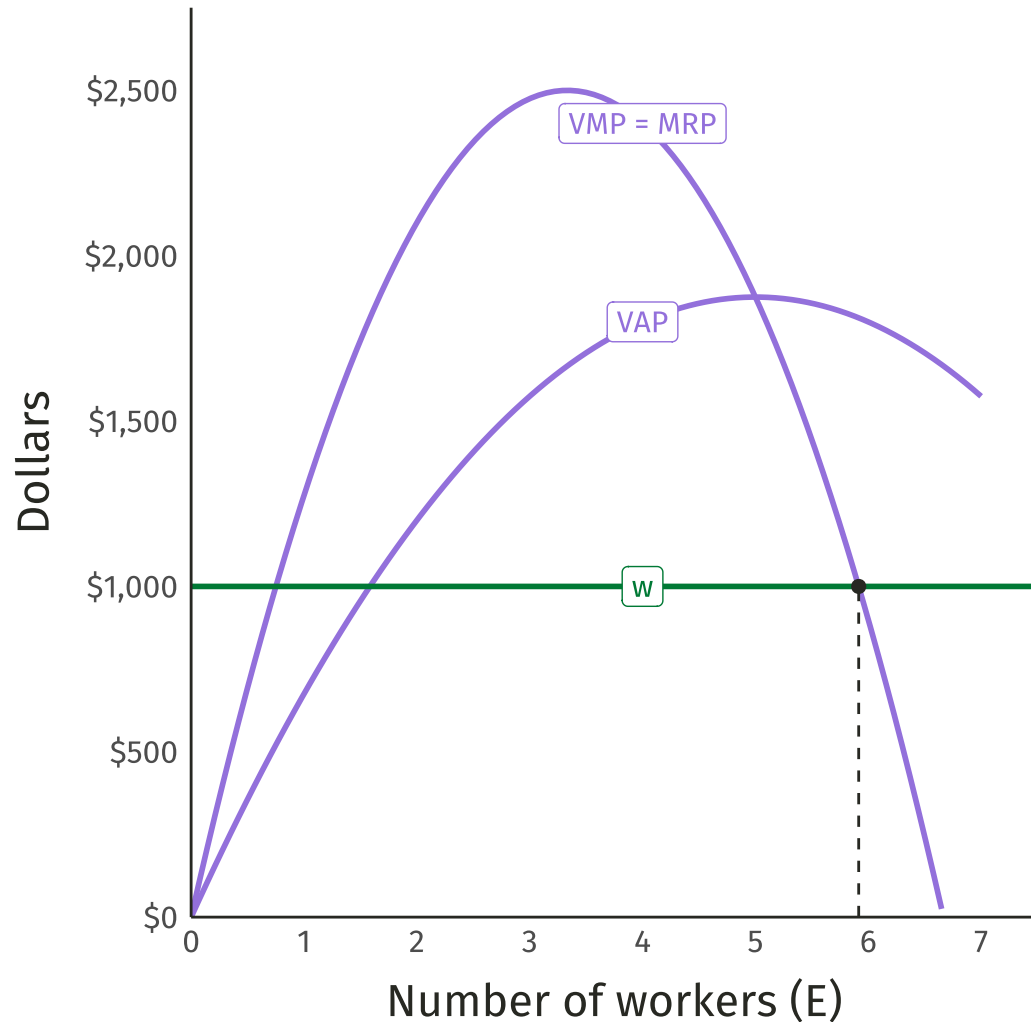
Long run

| The time span over which a business can adjust all inputs.

In the long-run, we will assume that both the level of employment **E** and capital **K** can vary.

- **Example:** An office manager can hire or fire workers, adjust hours, buy or sell desks and computers, or lease new office space.

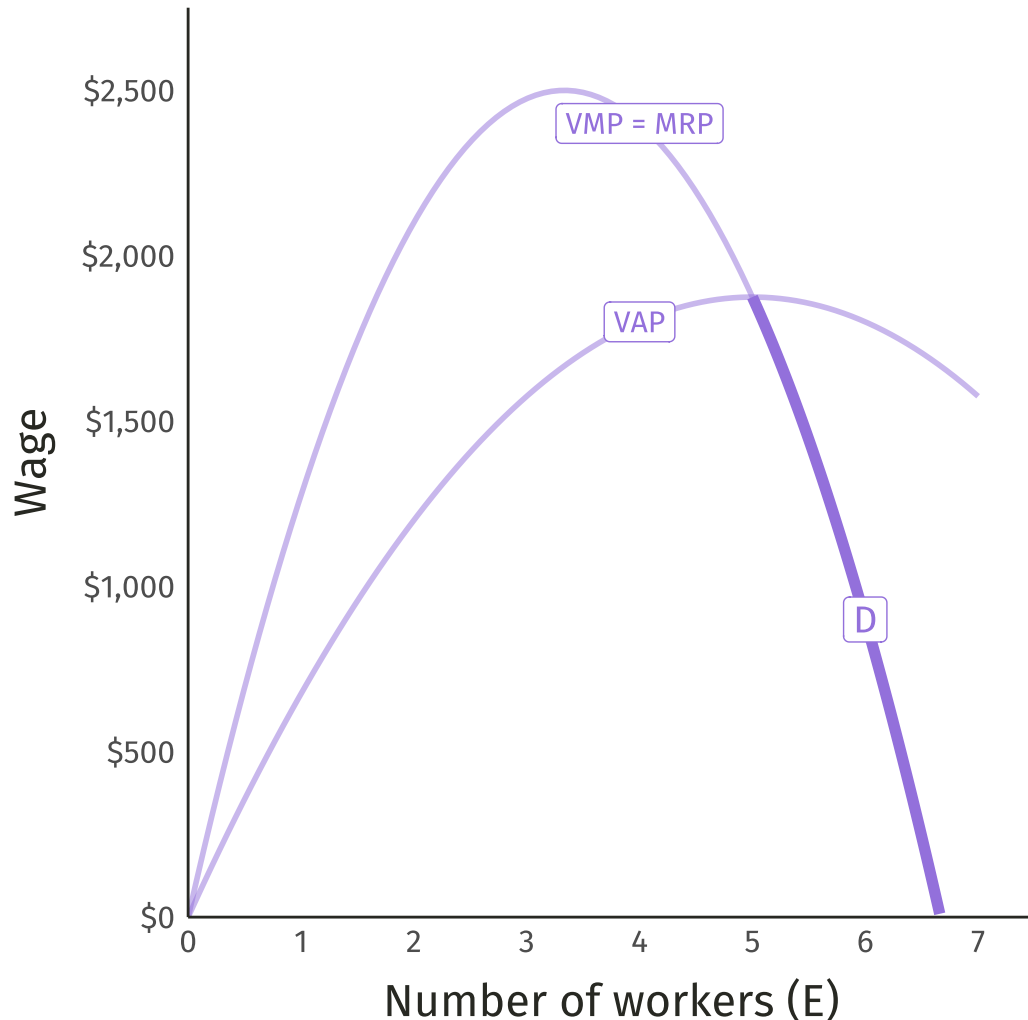
Hiring in the short run



Profit maximization

An employer maximizes profit by hiring E^* workers where $w = \text{MRP}_E$ and MRP_E is decreasing.

Hiring in the short run



Labor demand

The portion of the MRP curve below the VAP curve traces out the **short-run labor demand** curve.

- Describes how an employer adjusts employment as the market wage changes, holding other inputs constant.
- **Downward sloping:** An employer wants to reduce staffing as the wage increases, *all else equal*.

Hiring in the long run

Profit maximization

In the long run, employers have the flexibility to adjust both labor and capital.

Q: How does the intuition for long-run factor demand compare to the intuition for the short run?

A: Employers will still make decisions *at the margin!*

- The underlying model is more elaborate and **our time is scarce**, so we will forgo a full derivation of the long-run profit maximization conditions.

Hiring in the long run

Profit maximization

As in the short run, an employer will choose the profit-maximizing level of employment E^* such that

$$\begin{aligned}w &= \text{MRP}_E \\ &= p \times \text{MP}_E\end{aligned}$$

- The employer will keep hiring until the **marginal cost** of the last worker **equals** the **marginal benefit** of the last worker.

Likewise, an employer will choose the profit-maximizing quantity of capital K^* such that

$$\begin{aligned}r &= \text{MRP}_K \\ &= p \times \text{MP}_K\end{aligned}$$

- The employer will keep purchasing capital until the **marginal cost** of the last unit of capital **equals** the **marginal benefit** of the last unit of capital.

Hiring in the long run

Intuition?

At the optimal, profit-maximizing bundle of labor and capital, we have

$$w = p \times \text{MP}_E \quad r = p \times \text{MP}_K$$

Dividing by marginal product, we obtain

$$p = \frac{w}{\text{MP}_E} \quad p = \frac{r}{\text{MP}_K}$$

Now we can equate both conditions to obtain the **long-run profit maximization condition**

$$\frac{w}{\text{MP}_E} = \frac{r}{\text{MP}_K}$$

Hiring in the long run

Intuition?

Q: What can we learn from the long-run profit maximization condition?

$$\frac{w}{\text{MP}_E} = \frac{r}{\text{MP}_K}$$

- $\frac{w}{\text{MP}_E}$ represents the cost of producing one more unit of output using labor.
- $\frac{r}{\text{MP}_K}$ represents the cost of producing one more unit of output using capital.

A: At the profit-maximizing bundle, it would **not** be **cheaper to change** the mix of inputs.

- If it were cheaper to use relatively more labor than capital (or vice versa), then a **profit-maximizing employer would have already made the adjustment** (in the long run).

Hiring in the long run

Intuition?

Suppose that $w = 10$, $MP_E = 15$, $r = 5$, and $MP_K = 10$. Then

$$\frac{w}{MP_E} = \frac{r}{MP_K} \implies \frac{10}{15} = \frac{5}{10} \implies \frac{2}{3} \neq \frac{1}{2}$$

This employer is not profit maximizing!

- The cost of producing one more unit of output using labor exceeds the cost of producing one more unit using capital.
- It would be **more profitable** to use (relatively) **more capital** or **less labor**!

Hiring in the long run

Q: How does an employer respond to an increase in the market wage?

- **A₁:** The employer will respond by hiring fewer workers.
- **A₂:** The employer will adjust the level of capital, but the direction is theoretically ambiguous.
 - When the number of workers decreases, there are fewer people on each machine, which can reduce MP_K .
 - The direction of the response will depend on the **scale** and **substitution** effects.

Hiring in the long run

Scale effect

Other things being equal, a **decrease** in the **price** of an input will **increase** the **quantity demanded** of that input.

- If the cost of production decreases, the employer will want to "scale up" production of the output good.
- Conversely, if the cost of production increases, the employer will "scale back" production.
- Analogous to the wealth effect for a worker.[†]

[†] We assume that labor and capital are "normal" inputs—production increases as the amount of labor and capital increase.

Hiring in the long run

Substitution effect

Other things being equal, if the price of an input increases, **demand for the other input increases.**

- If labor becomes **relatively more expensive** than capital, then the employer will want to **substitute away** from labor and toward capital.
- If labor becomes **relatively cheaper** than capital, then the employer will want to **substitute toward** labor and away from capital.
- Analogous to the substitution effect for the worker.

Hiring in the long run

Scale and substitution effects

Q: How would a employer respond to an increase in the market wage?

	Scale effect	Substitution effect
Δ in labor	—	—
Δ in capital	—	+

A_K: For capital, it depends.

- If the scale effect dominates the substitution effect, then capital will eventually decrease.

A_E: For labor, the effect is unambiguous.

- The scale effect and substitution effect will move in the same direction for the input that undergoes a change in price.

Hiring in the long run

Scale and substitution effects

Q: What determines whether the scale or substitution effect dominates?

A: Whether labor and capital are **substitutes** or **complements**.

- **Substitutes:** Inputs used in place of one another.
 - Self-checkout kiosk vs. cashier
 - Tax prep software vs. accountant
 - Robot vs. low-skill worker?
- **Complements:** Inputs used together.
 - Carpenter and hammer
 - Mail carrier and mail truck
 - Robot and high-skill worker?

Hiring in the long run

Substitutes

| Inputs used in place of one another.

Two inputs are said to be substitutes if the price of one input changes the demand of the other input **in the same direction.**

- Substitution effect outweighs the scale effect.

Complements

| Inputs used together.

Two inputs are said to be complements if the price of one input changes the demand of the other input **in the opposite direction.**

- Scale effect outweighs the substitution effect.

Hiring in the long run

Cross-elasticity of factor demand

A unit-free measure of the responsiveness of demand for one input to a change in the price of the other.

Labor responsiveness to a change in the price of capital:

$$\eta = \frac{\% \Delta E}{\% \Delta r} = \frac{(E_2 - E_1)/E_1}{(r_2 - r_1)/r_1}$$

Capital responsiveness to a change in the price of labor:

$$\eta = \frac{\% \Delta K}{\% \Delta w} = \frac{(K_2 - K_1)/K_1}{(w_2 - w_1)/w_1}$$

$\eta > 0 \rightarrow$ substitutes \rightarrow substitution effect dominates.

$\eta < 0 \rightarrow$ complements \rightarrow scale effect dominates.

Hiring in the long run

Cross-elasticity of factor demand

A unit-free measure of the responsiveness of demand for one input to a change in the price of the other.

Q: What is the cross-elasticity of factor demand implied by the data below?

Month	Rental rate of capital	Hourly wage	Units of capital	Hours of labor
January	20	15	5	60
February	25	15	1	80

A: Roughly 1.33.

$$\eta = \frac{\% \Delta E}{\% \Delta r} = \frac{(E_2 - E_1)/E_1}{(r_2 - r_1)/r_1} = \frac{(80 - 60)/60}{(25 - 20)/20} = \frac{1/3}{1/4} = \frac{4}{3} \approx 1.33$$

Hiring in the long run

Cross-elasticity of factor demand

A unit-free measure of the responsiveness of demand for one input to a change in the price of the other.

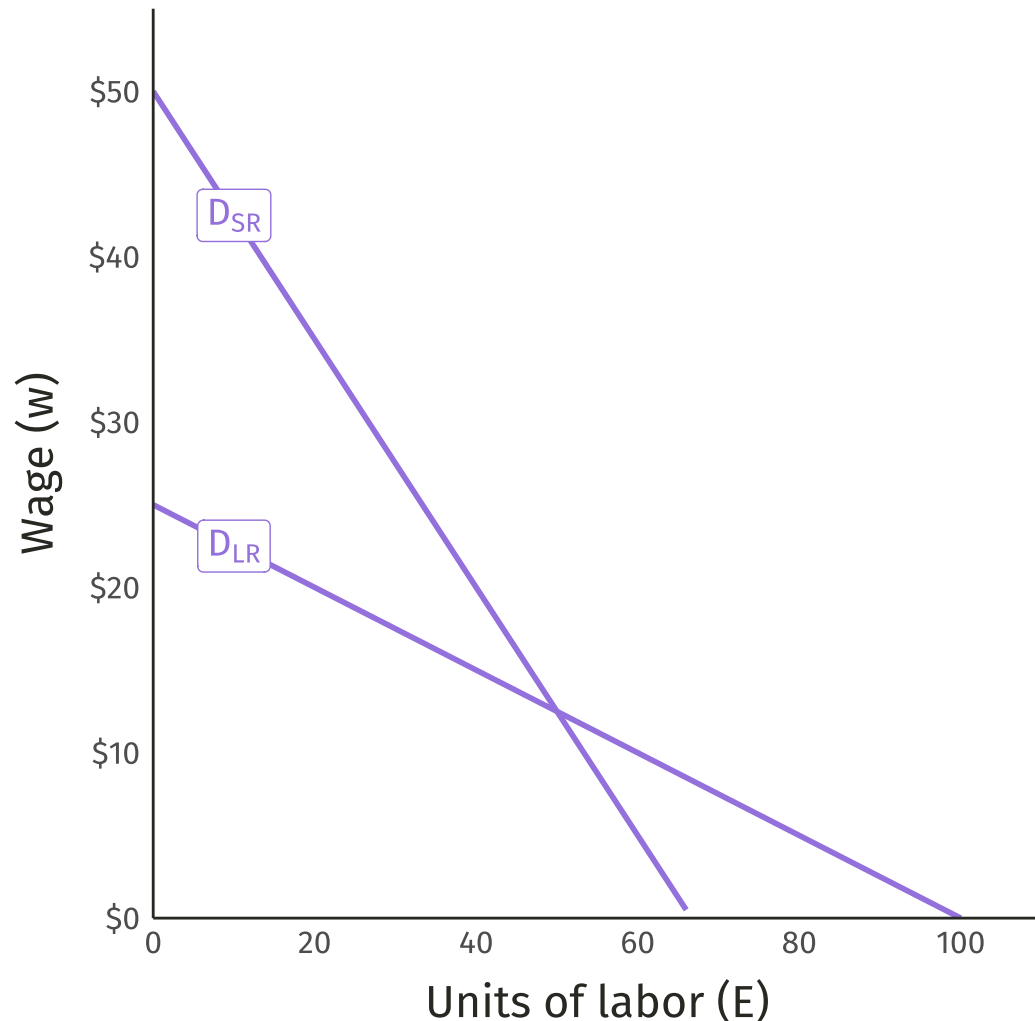
Q: How do we interpret the cross-elasticity of factor demand we just calculated? What does 1.33 tell us?

A₁: A 1-percent increase in the price of capital \longrightarrow 1.33-percent increase in labor demanded.

A₂: Labor and capital are substitutes.

- Substitution effect > scale effect

Market labor demand curve



Q: Why is the short-run labor demand curve (D_{SR}) steeper than the short-run labor demand curve (D_{LR})?

A: Firms have fewer alternatives to labor in the short run \rightarrow less responsive to changes in the wage.

Responsiveness

Labor demand elasticity

A unit-free measure of the responsiveness of the quantity of labor demanded to changes in the wage.

$$\epsilon_d = \frac{\% \Delta E}{\% \Delta w} = \frac{(E_2 - E_1)/E_1}{(w_2 - w_1)/w_1} \leq 0$$

Interpretation? A 1-percent increase in wages \longrightarrow $|\epsilon_d|$ -percent decrease in labor demanded.

Responsiveness

Labor demand elasticity

A unit-free measure of the responsiveness of the quantity of labor demanded to changes in the wage.

Q: What is the labor demand elasticity implied by the data below?

Month	Hourly wage	Hours of labor
June	15	120
July	20	60

A: -1.5.

$$\epsilon_d = \frac{\% \Delta E}{\% \Delta w} = \frac{(E_2 - E_1)/E_1}{(w_2 - w_1)/w_1} = \frac{(60 - 120)/120}{(20 - 15)/15} = \frac{-1/2}{1/3} = -1.5$$

Robot tax, featuring Bill Gates



Robot tax, featuring Bill Gates

Discussion

Q: How would a robot tax affect...

- The relative price of robots (capital)?
- The employment of robots (capital) in the long run?
- The employment of labor in the long run?
 - Low-wage labor (*e.g.*, fast food workers, manual laborers, dishwashers, *etc.*)?
 - High-wage labor (*e.g.*, surgeons, engineers, software developers, *etc.*)?
- Tax revenue?

Q: Should we do it?

Housekeeping

Problem Set 2 due by Saturday, February 5th by 11:59pm.

Midterm exam on Canvas on Monday, February 7th at 2:00pm.

- Extra office hours:
 - Friday from 3:00 to 5:00pm in PLC 522
 - Saturday from 12:00 to 2:00pm on Zoom.
- Study materials (all on Canvas):
 - **Midterm Review Guide**
 - **Midterm Practice Problems** (w/ key)
 - Key to **Problem Set 1**
 - I will post a key to **Problem Set 2** after the due date