





# EC320 Intro to Econometrics

Boyoon Chang






Jan 2021

 What	 When	 Where	 Who
Lecture	MW 1200-1320	<a href="#">TYKE 140</a>	Boyoon Chang
Lab 1	W 1600-1720	<a href="#">MCK 442</a>	Kyutaro Matsuzawa
(Lab 2	W 1730-1850	ASYNC WEB	Kyutaro Matsuzawa)
Office Hours	MW 1400–1500	<a href="#">PLC 420</a>	Boyoon Chang
Office Hours	TR 1400–1500	Zoom	Kyutaro Matsuzawa





## Materials

-  [Introduction to Econometrics, 5<sup>th</sup> ed.](#)
-  [Mastering 'Metrics](#)
-  [R](#)
-  [RStudio](#)

## Instructor

-  Boyoon Chang
-  [bchang.me](#)
-  [bchang@uoregon.edu](mailto:bchang@uoregon.edu)
-  [PLC 420](#)
-  MW 1400–1500 or by appointment

## GE

-  Kyutaro Matsuzawa
-  [kyutarom@uoregon.edu](mailto:kyutarom@uoregon.edu)
-  Zoom
-  TR 1400–1500

## Course summary

**Description:** "This course introduces the statistical techniques that help economists learn about the world using data. We will focus much of our attention on regression analysis, the workhorse of applied econometrics. Using calculus and introductory statistics, we will cultivate a working understanding of the theory underpinning regression analysis—*how* it works, *why* it works, and, *when it can lead us astray*. We will apply the insights of theory to work with and learn from actual data using R, a statistical programming language. To the extent that you invest the requisite time and effort, you can leave this course with marketable skills in data analysis and—most importantly—a more sophisticated understanding of the notion that **correlation does not necessarily imply causation.**" <sup>1</sup>

**Prerequisites:** Math 242 (Calculus) and Math 243 (Introduction to Statistics) or equivalent.

## Software

- We will use the statistical programming language [R](#).
- We will use [RStudio](#) to interact with R.

We will use R to analyze data and visualize data. The SSIL lab in McKenzie has R and RStudio installed and ready for you, but I strongly recommend that you install these programs on your own computer. The university desktop restores the computer to the default desktop settings once you log out. Therefore, you may have to install all the packages of your using every time you're using the university desktops. Installing these programs on your own machine saves you that hassle.

Following are great online resources to help you learn R:

- [DataCamp's Introduction to R](#)
- [Computerworld's Beginner's guide to R](#)

Here's another [useful set of resources](#) organized by the RStudio team.

## Textbooks

There is one required and one recommended textbook for this course:

- **Required:** [Introduction to Econometrics](#), 5<sup>th</sup> ed. by Christopher Dougherty (**ItE**)
- **Recommended:** [Mastering 'Metrics: The Path from Cause to Effect](#) by Angrist and Pischke (**MM**)

You can purchase them at the Duckstore or your preferred online bookseller. The tentative course schedule (further below) lists the assigned readings for each topic.

**Optional:** Here are some great free online books for learning R.

- [R for Data Science](#)
- [Advanced R](#)
- [Data Visualization: A Practical Introduction](#)

---

<sup>1</sup>This syllabus relies heavily on Kyle Raze's teaching of EC320.

## Course Structure

### Grading

A student's performance is measured based on the following four criteria with respective weights:

<b>Exercises</b>	20%
<b>Problem Sets</b>	20%
<b>Midterm Exam I</b>	20%
<b>Midterm Exam II</b>	20%
<b>Final Exam</b>	20%.

The letter grades will be awarded based on a student's relative performance.

### Lab & Exercises

In your weekly lab section, you will learn to apply the concepts discussed in lecture using R. You are asked to complete several short fill-in-the-blank exercises that cover what you've learned at the end of each lab section. Then **by every Wednesday 11:59 p.m.** you are expected to submit the completed exercise knitted in **html document** on Canvas. I strongly encourage students to attend the lab.

### Problem Sets

I will assign **four** problem sets throughout the quarter.

- The tentative due date for each problem set is listed [here](#).
- You will turn in an **electronic copy** of each problem set on Canvas.
- You can earn extra points for producing professional work (*e.g.*, knitted document in LaTeX, typed equations, tables and graphs with informative labels, *etc.*).
- I will drop your lowest problem set score.

Unless explicitly stated, **each student is required to write and submit their own answers**. If you decide to work with others, please have their names listed somewhere on your assignment. If word-for-word copies are found among students, I will regard it as academic dishonesty and students will receive zero points.

### Exams

This course will have three exams throughout the term, two midterms and one final. **Midterm I** will be held **in-class on Wednesday, January 26th**. **Midterm II** will be held **in-class on Wednesday, February 23rd**, and **the final exam** will be held on **Friday, March 18th, at 10:15 a.m. - 12:15 a.m.**. Students could bring writing utensil, a non-programmable calculator, and a 3-by-5-inch notecard for a cheat sheet to the exam. Students need to present their student ID as they turn in their answers. There's no makeup exams. If under extreme circumstances students fail to take one of the exams, I will consider reweigh the weights of the missed exam toward the final. However, students need to notify me of their absence in advance or no later than two days after the exam to be considered for re-weighting their grades.

## **Course Policy**

### **Late Policy**

I will use the Canvas automatic late penalty function to deduct five percent per hour that is submitted after the deadline. Please note that Canvas automatic late penalty function rounds up to the nearest hour, and thus one minute late is considered to be equivalent to an hour late. Make sure you have that information in mind when you submit your work after the deadline. If you turn it in after I post the key, you will receive a zero.

### **Makeup Assignments**

I do not give makeup assignments. This also applies to exams. In extreme circumstances that lead you to miss one of the midterm exams—such as death in the family or grave illness or injury—I will consider re-weighting your grade toward the final. However you will need to notify me in advance or within two days after the missed exam to be qualified for re-weighting the grades. You will also have to provide me documentation that your absence was due to the extreme circumstances.

### **Grade Appeals**

You must submit any request for re-grading in writing within one week of the day grades are posted for the problem set or exam in question. Your request should include a cogent argument explaining why your responses warrant full credit.

### **Etiquette**

Please respect those around you by turning off your phone and other potentially distracting devices. I ask that you stay for the entire lecture: getting up and leaving distracts your fellow classmates. If you must leave early, please position yourself near the door when you get to class.

### **Academic Integrity**

Cheating, plagiarism, and other violations of the **Student Conduct Code** will not be tolerated. Students who violate academic integrity policy will receive a failing grade for the term and I will report this to the university.

### **Accommodations**

Notify me if there are aspects of this course that pose disability-related barriers to your participation. If you require special accommodations for a documented disability, then you will need to provide me a letter from the **Accessible Education Center** (AEC) that verifies your need and details the appropriate accommodations. Please make arrangements with the AEC by the end of Week 1. If your accommodations include exam proctoring at the AEC, then you are responsible for scheduling those exams with the AEC *at least seven days in advance*.

## Academic Disruptions

In the event of a campus emergency that disrupts academic activities, course requirements, deadlines, and grading percentages are subject to change. Information about changes in this course will be communicated as soon as possible by email, and on Canvas. If we are not able to meet face-to-face, students should immediately log onto Canvas and read any announcements and/or access alternative assignments. Students are also expected to continue coursework as outlined in this syllabus or other instructions on Canvas. In the event that I have to quarantine, this course may be taught online during that time.

## COVID-19 Policy

All students are required to wear masks indoors. In order to keep the learning environment as COVID-safe as possible, individuals who refuse to wear a mask or refuse to adjust their masks correctly will be asked to leave. I highly recommend students to take a time to read thoroughly below and visit [UO COVID containment plan](#) to learn how the University of Oregon is responding to contain COVID on campus and in classrooms. I would ask students to follow this toolkit as close as they can.

**Prevention:** To prevent or reduce the spread of COVID-19 in classrooms and on campus, all students and employees must:

- Comply with [vaccination policy](#)
- Wear face coverings in all indoor spaces on UO campus
- Complete weekly testing if not fully vaccinated or exempted
- Wash hands frequently and practice social distancing when possible
- Complete daily self-checks
- Stay home/do not come to campus if feeling symptomatic
- If you have mild viral symptoms that do not require medical attention and you have not tested positive for COVID in the previous 90 days, students can drop by UHS to get a free COVID-19 self-test kit to more quickly determine if you have Covid
- Complete the [UO COVID-19 case and contact reporting form](#) if you test positive or have been in close contact with a confirmed or presumptive case.

**Containment:** If a student in class tests positive for COVID-19:

- Follow guidance in classroom notification email if sent to an entire class
- Answer the call if contact by the Corona Corps (541-356-2292)
- Isolate if you test positive or are symptomatic
- Quarantine if you are an unvaccinated close contact or a vaccinated close contact with symptoms
- Test weekly if you are unvaccinated or partially vaccinated
- Stay home if symptomatic and complete the [UO COVID-19 case and contact reporting form](#)

### **Good Classroom Citizenship**

- Wear your mask and make sure it fits you well
- Stay home if you're sick
- Get to know your neighbors in class, and let them know if you test positive
- Get tested regularly
- Watch for signs and symptoms with the daily symptom self-check
- Wash your hands frequently or use hand sanitizer
- Complete the **UO COVID-19 case and contact reporting form** if you test positive or are a close contact of someone who tests positive.

**Support:** The following resources are available to students.

- **University Health Services** or call (541) 346-2770
- **University Counseling Center** or call (541) 346-3277 or (541) 346-3227 (after hrs.)
- **MAP Covid-19 Testing**
- **Corona Corps** or call (541) 346-2292
- **Academic Advising** or call (541) 346-3211
- **Dean of Students** or call (541) 346-3216

## Tentative Schedule

### Lectures and Exams

Week	Date	Topic	Reading
01	01/03	Introduction	
01	01/05	Statistics Review I	ItE Review
02	01/10	Statistics Review II	ItE Review; MM 1 (appendix)
02	01/12	The Fundamental Econometric Problem	MM 1
03	01/17	No Class (Martin Luther King, Jr holiday)	
03	01/19	The Logic of Regression	MM 2
04	01/24	Midterm I Review	
04	01/26	<b>Midterm Exam I: High Concepts</b> (in-class)	
05	01/31	Simple Linear Regression: Estimation I	ItE 1
05	02/02	Simple Linear Regression: Estimation II	ItE 1
06	02/07	Classical Assumptions	ItE 2
06	02/09	Simple Linear Regression: Inference	ItE 2
07	02/14	Multiple Linear Regression: Estimation	ItE 3, 6.2; MM 2 (appendix)
07	02/16	Multiple Linear Regression: Inference	ItE 3, 6.3; MM 2 (appendix)
08	02/21	Midterm II Review	
08	02/23	<b>Midterm Exam II: The Weeds</b> (in-class)	
09	02/28	Categorical Variables	ItE 5
09	03/02	Interactive Relationships	ItE 4
10	03/07	Nonlinear Relationships	ItE 4
10	03/09	Final Review	
11	03/18	<b>Final Exam</b> (see <a href="#">final exam schedule</a> )	

**Subject to change!**

## Due Dates

Week	Date	Topic
01	01/05 (Wed)	Lab 1: Introduction to R and RStudio
	01/07 (Fri)	<b>Exercise 1</b> (due on Canvas by 11:59pm)
02	01/12 (Wed)	Lab 2: Introduction to the function
		<b>Exercise 2</b> (due on Canvas by 11:59pm)
	01/14 (Fri)	<b>Problem Set 1</b> (due on Canvas by 11:59pm)
03	01/19 (Wed)	Lab 3: Data structure, preparation, and variable types
		<b>Exercise 3</b> (due on Canvas by 11:59pm)
04	01/26	No Lab (Midterm I)
05	02/02 (Wed)	Lab 4: Data manipulation, visualization, and regression
		<b>Exercise 4</b> (due on Canvas by 11:59pm)
	02/07 (Mon)	<b>Problem Set 2</b> (due on Canvas by 11:59pm)
06	02/09 (Wed)	Lab 5: Simple linear regression revisited
		<b>Exercise 5</b> (due on Canvas by 11:59pm)
07	02/16 (Wed)	Lab 6: Multiple regression and categorical variable
		<b>Exercise 6</b> (due on Canvas by 11:59pm)
	02/21 (Mon)	<b>Problem Set 3</b> (due on Canvas by 11:59pm)
08	02/23	No Lab (Midterm II)
09	03/02 (Wed)	Lab 7: Omitted variable bias, interaction term
		<b>Exercise 7</b> (due on Canvas by 11:59pm)
	03/07 (Mon)	<b>Problem Set 4</b> (due on Canvas by 11:59pm)
10	03/09 (Wed)	Lab 8: Final review
		<b>No Exercise Due</b>
	03/18 (Fri)	Final

**Subject to change!**